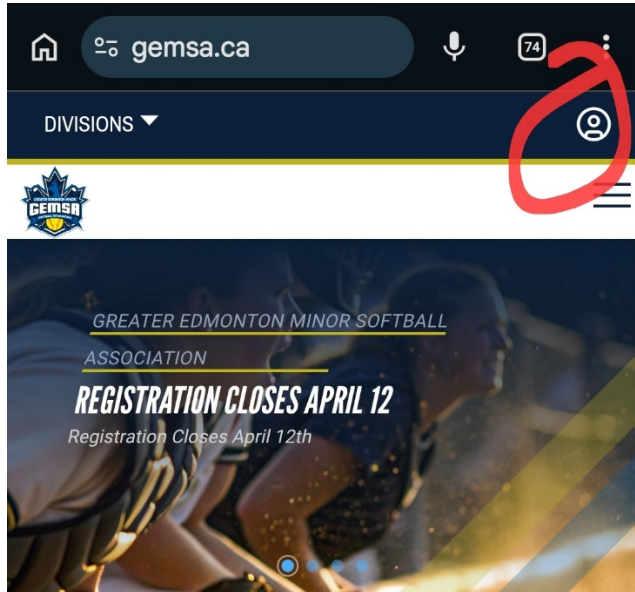


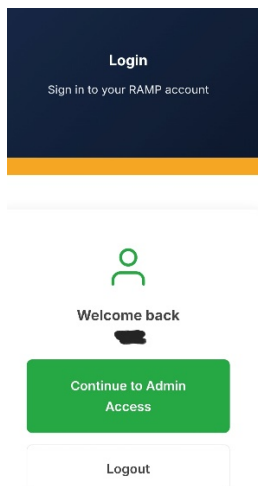
## How to login to Teams:

Go to GEMSA.ca

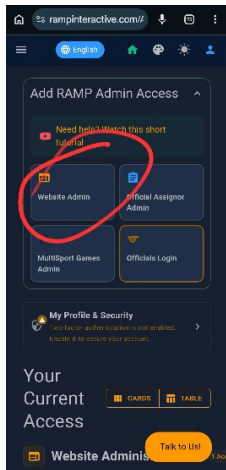


In the far top right corner click the person.

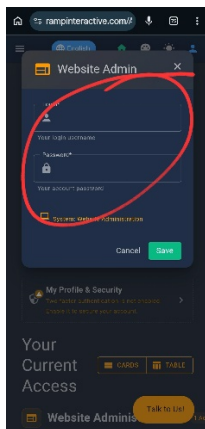
It will show this page: It may already have you logged in or you will need to create a new account using an email address and new password.



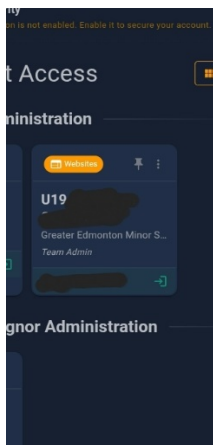
Once you click login this page will show:



Choose Website Admin



Enter the login and password sent by RAMP here. DO NOT copy and paste it will not work  
It will show it is saved. Then scroll down and your team should show as seen in the this photo.



Next click on the team and now you can enter information for players and staff and check games. PLEASE NOTE – the staff function may not be working. We are aware and have informed RAMP

